

**Excitech Australia Pty Ltd**  
ABN 38 665 472 123

Date:21-08-2025

30/10 Yato rd,  
Prestons 2170

M: 0424 362 088

E: [service@excitechaustralia.au](mailto:service@excitechaustralia.au)

**Attn: Test Excitech**

**RE: E3-1228 LOAD-UNLOAD LR**

Thank you for your recent inquiry regarding Excitech Australia's E3-1228 LOAD-UNLOAD LR.

**EXCITECH: LEADING THE WAY WITH CONTINUOUS INNOVATION AND EXCELLENCE**

Since 2006, Excitech has become a leading name in machinery manufacturing. With facilities in Shandong and Guangdong, China, we are committed to delivering topquality products that meet the highest standards. This dedication has helped us achieve significant milestones and stay competitive in a fast-changing market.

We understand that choosing the right machinery is a significant investment. Therefore, we are committed to creating unending value for our customers and ensuring that they receive the best possible service.

Please find enclosed a formal proposal for the supply and installation of the E3-1228 LOAD-UNLOAD LR.

Should you require further information, please do not hesitate to contact me at **0424 362 088** or email me at [jose@excitechaustralia.au](mailto:jose@excitechaustralia.au).

Your faithfully,

**Jose Ojeda**  
**Managing Director**

## E3-1228 LOADING/UNLOADING CELL



### DESCRIPTION

A high automated nesting solution with automatic loading and unloading system, allows for the complete work cycle of loading, nesting, drilling and unloading being carried out automatically, resulting in maximum productivity and zero down time. This machine consists of world class components; ATC high-frequency electro spindle, controller system and drill bank, Highest quality helical rack and pinion drives, Japanese self-lubricating and dust-proof square linear guides and high precision planetary gear reducers. This is a truly versatile nesting, routing, vertical drilling and engraving machine all in one. It is well-suited for panel furniture, office furniture, cabinets production.

### KEY FEATURES

- Mainly used for cutting, grooving, drilling, and milling at one time, the process won't stop during tool changing.
- High-performance machine with extraordinary value.
- Easy to operate with high production efficiency.

## STANDARD CONFIGURATIONS

Model	E3 1228
Traveling size	2900*1260*200mm
Working size	2850*1220*50mm (max infeed height 50mm)
Table size	2850*1220mm
Transmission	X/Y rack and pinion drive, Z ball screw drive
Table	Double Layer Vacuum table
Spindle	9KW EXCITECH air cooling spindle ISO coupling with dust cover S1 Rated
Drill bank	EXCITECH 5+4 drill bank
Protection cover	big hood around spindle and drill bank as above
Air conditioner	Air conditioner for electrical cabinet
Safety	1 set light barriers
Traveling speed	80 m/min
Tool magazine	16 Position Rotary on board
Software	Exclusive, to be prepared by buyers
Controller	NC Studio controller
Driving system	INOVANCE Drivers
Pump	2 sets 4.0KW pumps
Dust extractor	Exclusive, to be prepared by buyers
Voltage	3P 415V 50HZ

## KEY FEATURES E3-1228 LOADING/UNLOADING CELL



EXCITECH high quality 9KW S1 air cooling spindle, EXCITECH 5+4 vertical drill bank



WEIHONG NC Studio controller, Friendly and reliable 21.5" Touch screen




Smart pop-up pins and rails for panel positioning both for X & Y axis, controlled by foot pedal



1 set Light barrier for safety protection with full cell



2 x 4kw pumps with strong suction capacity, holding the panels firmly during processing, no movement, no waste of panels



High quality linear guide and helical rack and pinion ensuring quiet movement



Carousel 16-slot, stepper motor, fast and efficient in tool changing.



Smart pusher under gantry for easy unloading, helping save labour. Auto loading suction cups standard




Golden type auto tool calibrator




Pressing roller for helping hold small panels



Auto lubrication pump



Flexible cables. Wear resistant, Heat resistance, long life span Sealed chain for dust proof

Model	Picture	Unit Price	Quantity	Total
E3-1228 LOAD-UNLOAD LR		\$96,900.00	1	\$96,900.00
tradeTest	-	<b>(-\$100.00)</b>	1	<b>(-\$100.00)</b>
Subtotal				\$96,800.00
GST(10%)				\$9,680.00
<b>Total Investment</b>				<b>\$106,480.00</b>

## TERMS AND CONDITIONS OF SALE

<b>Sale of Goods</b>	1. The "Seller" Excitech Australia Pty Ltd will sell, transfer and deliver to the "Buyer" the goods stipulated in the agreed provided tax invoice.
<b>Payment Terms</b>	2. The Buyer will accept the goods and pay for the goods as per the terms stipulated on the provided tax invoice, paid as follows: a. 30% deposit on acceptance of invoice prior to goods being ordered from the manufacturer. b. Either; 70% finance approval, undated bank guarantee or full cash payment required prior goods being shipped from the manufacturer to the Seller if the order is a custom build, Smart Factory or out of stock item. For goods that are already in stock with the Seller, 70% remaining payment is required prior to shipping to the Buyer. 3. Except as otherwise provided in this Agreement, the deposit is not refundable to the Buyer if this transaction is not completed.
<b>Delivery</b>	4. The goods will be deemed received by the Buyer when delivered to the stipulated delivery address. 5. Unless otherwise stipulated, the purchase price includes delivery and installation. Risk of Loss 6. The risk of loss from any casualty to the goods, regardless of the cause, will be on the Seller until the goods have been received by the Buyer. The Buyer will provide, at its expense, insurance on the goods.
<b>Warranties</b>	7. The Seller warrants that the Seller is the legal owner of the goods and has the right to sell the goods and warrants that the goods will be fit for purpose for which such goods are ordinarily intended. 8. The goods are sold with two (2) years manufacturer parts and labour warranty. All claims must be made within five (5) days of any issue arising.
<b>Security Interest</b>	9. The Seller remains a security interest in the goods until paid in full. Buyers Responsibility 10. The Buyer confirms the installation location meets the requirements of the Seller. This includes installation location that is cleared of all obstructions and has adequate space for the machine, accessories and operator work space. The purchaser accepts that any costings arising from the installation location not being prepared, or being unsuitable for the installation will be charged to the Buyer.
<b>Installation</b>	11. A vendor technician will install and train the Buyer in the goods operation. Estimated time frame will be discussed prior to delivery, but may take reasonably longer and will be discussed. Excuse for Delay or Failure to Perform 12. The Seller will not be liable in any way for any delay, non-delivery or default in shipment due to labour disputes, transportation shortage, delays in receipt of anything beyond the control of the Seller or its suppliers. If the Seller, in its sole judgment, will be prevented directly or indirectly, on account of any cause beyond its control, from delivering the goods at the time specified or within one month after the date of agreed delivery, then the Seller will have the right to terminate this Agreement by notice in writing to the Buyer, which notice will be accompanied by full refund of all sums paid by the Buyer pursuant to this Agreement. In all other cases, if the Seller fails to deliver the goods to the Buyer within the time and manner specified in this Agreement, the Buyer may provide written notice of the default to the Seller. If within seven (7) days of the notice being received, or within such other time period as agreed to by the parties, the default is not corrected, the Buyer may immediately terminate this Agreement.
<b>Installation Cancellation</b>	13. The Seller reserves the right to cancel this Agreement if the Buyer fails to pay for any shipment when due; in the event of the Buyers insolvency or bankruptcy; or if the Seller deems that its prospect of payment is impaired.

Customer / Company

Customer Name  
Test Excitech

Purchasers Signature



Sellers Signature



\_\_\_\_\_  
Date:

\_\_\_\_\_  
Date: